

## LimeService - Your online survey service

Quick statistics: (Computer Use Survey)



Filter settings

### Results

**Number of records in this query:** 661  
**Total records in survey:** 661  
**Percentage of total:** 100.00%

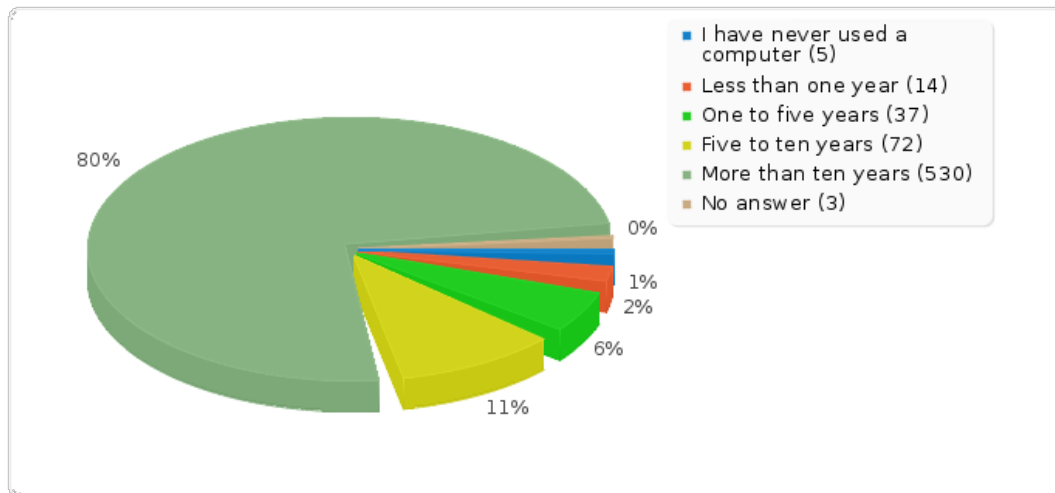
[Browse](#)

[Export](#)

### Field summary for how long

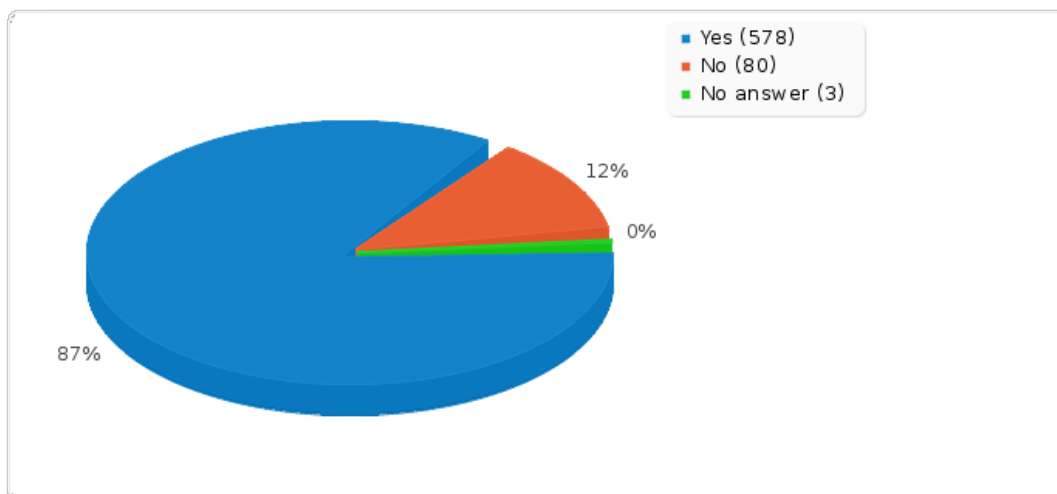
#### How long have you been using computers?

Answer	Count	Percentage
I have never used a computer (0)	5	0.76%
Less than one year (<1)	14	2.12%
One to five years (1-5)	37	5.60%
Five to ten years (5-10)	72	10.89%
More than ten years (10+)	530	80.18%
No answer	3	0.45%
Non completed	0	0.00%



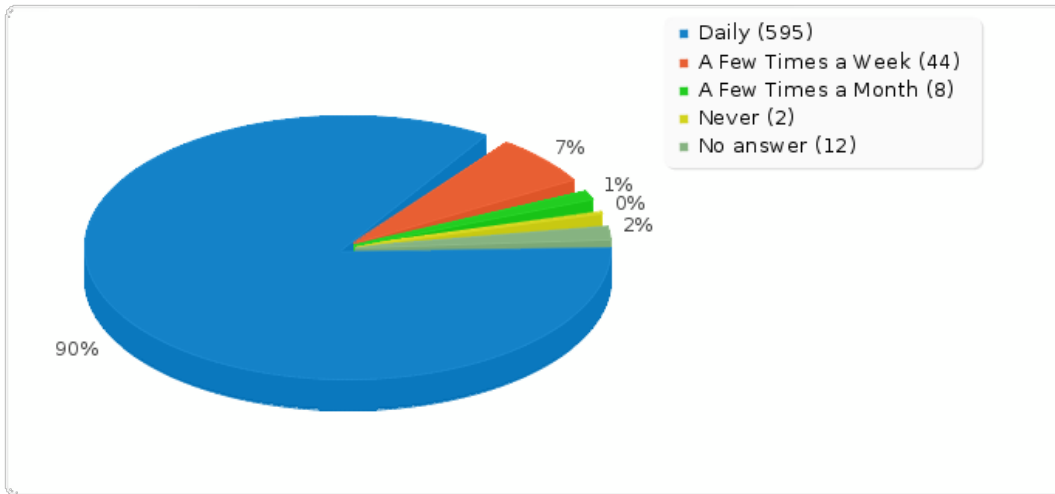
**Field summary for own****Do you own a computer?**

<b>Answer</b>	<b>Count</b>	<b>Percentage</b>
Yes (Y)	578	87.44%
No (N)	80	12.10%
No answer	3	0.45%
Non completed	0	0.00%



**Field summary for How Often**  
**How often do you use a computer?**

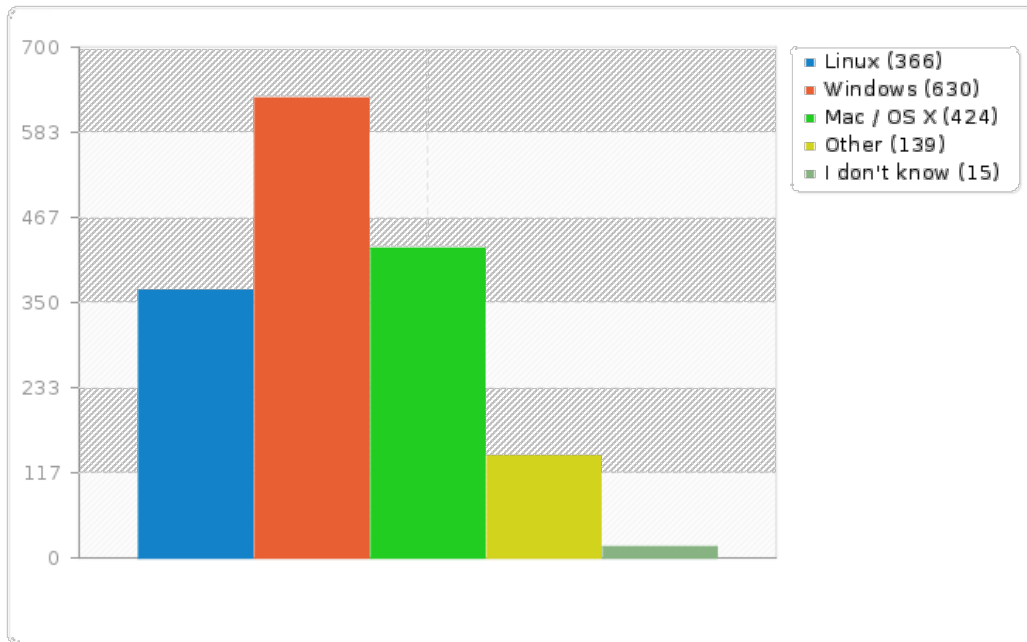
<b>Answer</b>	<b>Count</b>	<b>Percentage</b>
Daily (Daily)	595	90.02%
A Few Times a Week (Week)	44	6.66%
A Few Times a Month (Month)	8	1.21%
Never (Never)	2	0.30%
No answer	12	1.82%
Non completed	0	0.00%



## Field summary for OS

Have you used any of the following before?

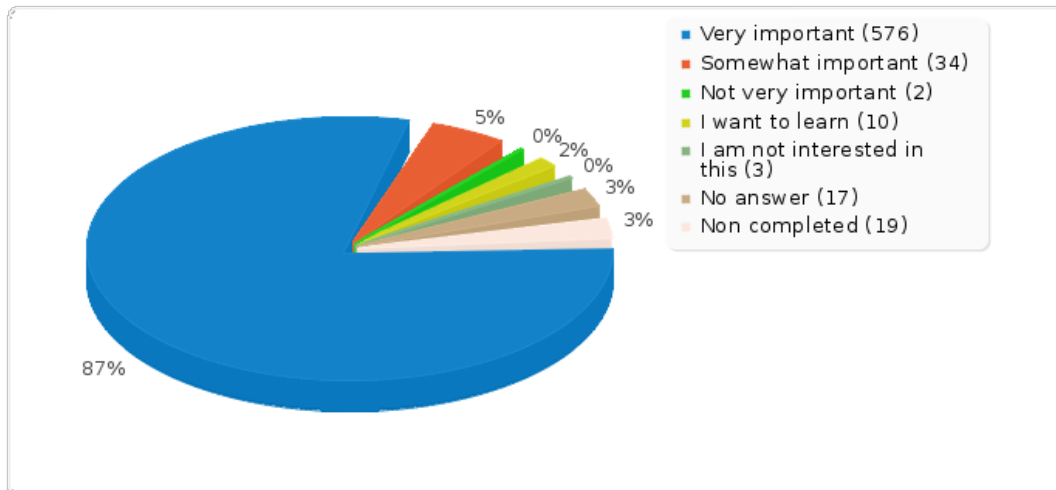
Answer	Count	Percentage
Linux (Lin)	366	55.37%
Windows (Win)	630	95.31%
Mac / OS X (OSX)	424	64.15%
Other (Oth)	139	21.03%
I don't know (Umm)	15	2.27%



## Field summary for Internet

## Internet access

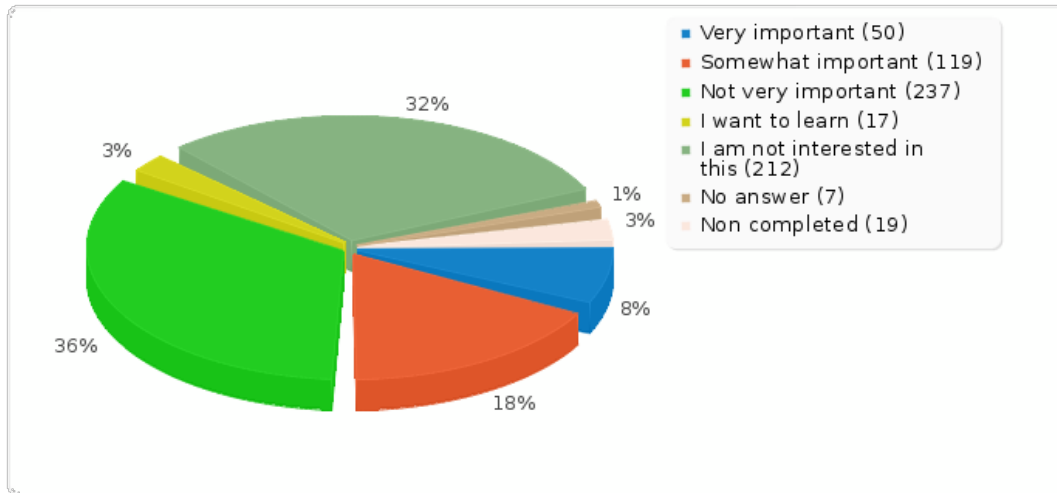
Answer	Count	Percentage
Very important (very)	576	87.14%
Somewhat important (some)	34	5.14%
Not very important (Not)	2	0.30%
I want to learn (learn)	10	1.51%
I am not interested in this (no)	3	0.45%
No answer	17	2.57%
Non completed	19	2.87%



**Field summary for webgames**

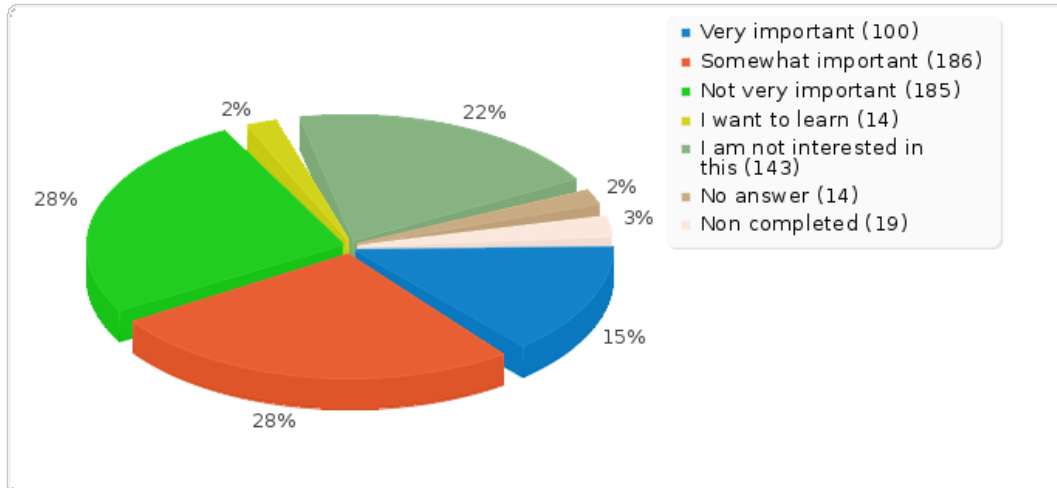
**Playing games on the InternetOnline flash games such as Bejeweled and Facebook games like Farmville. This doesn't include games such as World of Warcraft that you have to install a special piece of software to play.**

Answer	Count	Percentage
Very important (very)	50	7.56%
Somewhat important (some)	119	18.00%
Not very important (Not)	237	35.85%
I want to learn (learn)	17	2.57%
I am not interested in this (no)	212	32.07%
No answer	7	1.06%
Non completed	19	2.87%



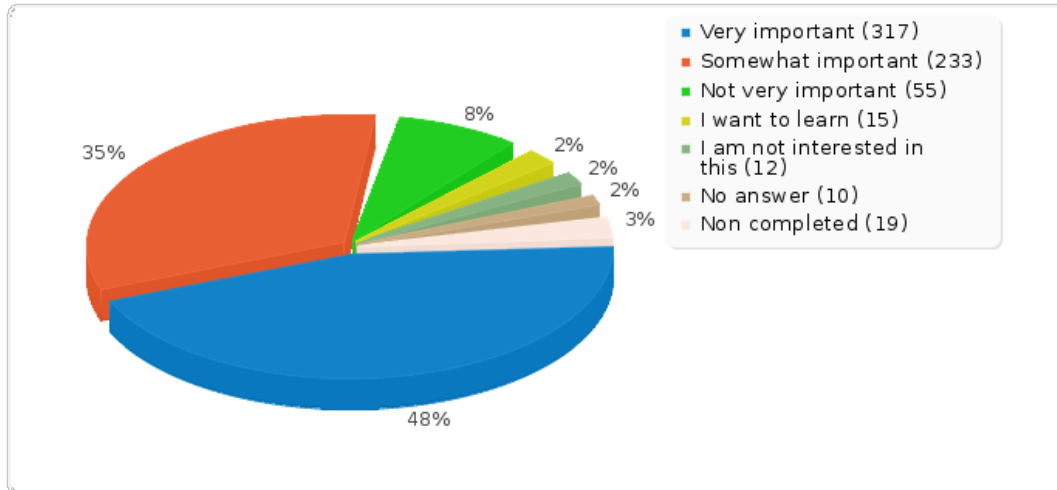
**Field summary for 3dgames****Playing games on your computer Games you play on your computer e.g. Solitaire, The Sims or World of Warcraft.**

Answer	Count	Percentage
Very important (very)	100	15.13%
Somewhat important (some)	186	28.14%
Not very important (Not)	185	27.99%
I want to learn (learn)	14	2.12%
I am not interested in this (no)	143	21.63%
No answer	14	2.12%
Non completed	19	2.87%



**Field summary for video****Watching videos online. e.g. Youtube, Vimeo, etc.**

Answer	Count	Percentage
Very important (very)	317	47.96%
Somewhat important (some)	233	35.25%
Not very important (Not)	55	8.32%
I want to learn (learn)	15	2.27%
I am not interested in this (no)	12	1.82%
No answer	10	1.51%
Non completed	19	2.87%

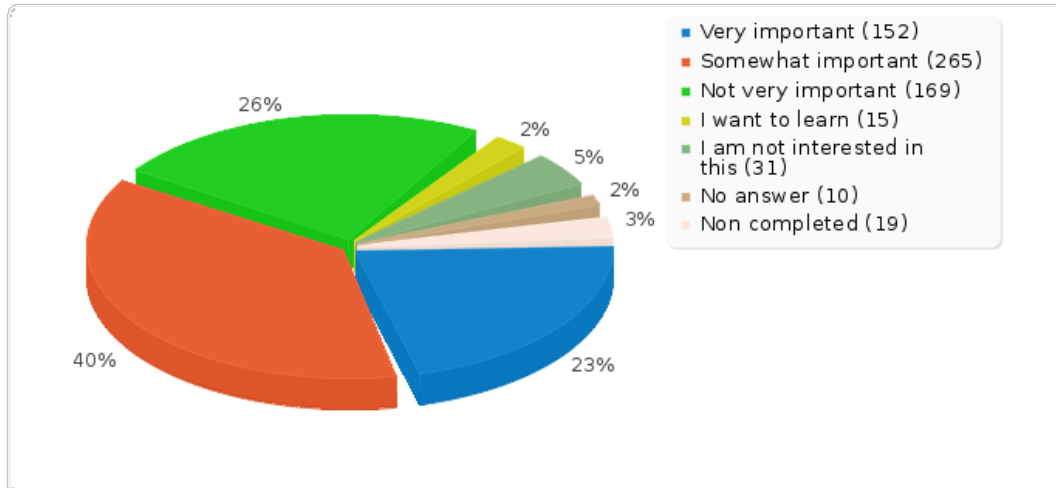




## Field summary for DVD

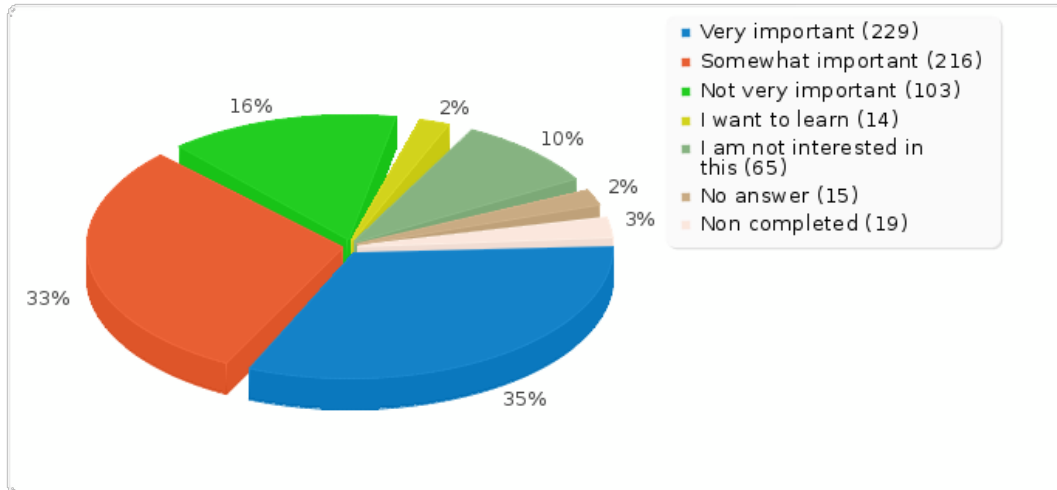
## Watching DVDs

Answer	Count	Percentage
Very important (very)	152	23.00%
Somewhat important (some)	265	40.09%
Not very important (Not)	169	25.57%
I want to learn (learn)	15	2.27%
I am not interested in this (no)	31	4.69%
No answer	10	1.51%
Non completed	19	2.87%



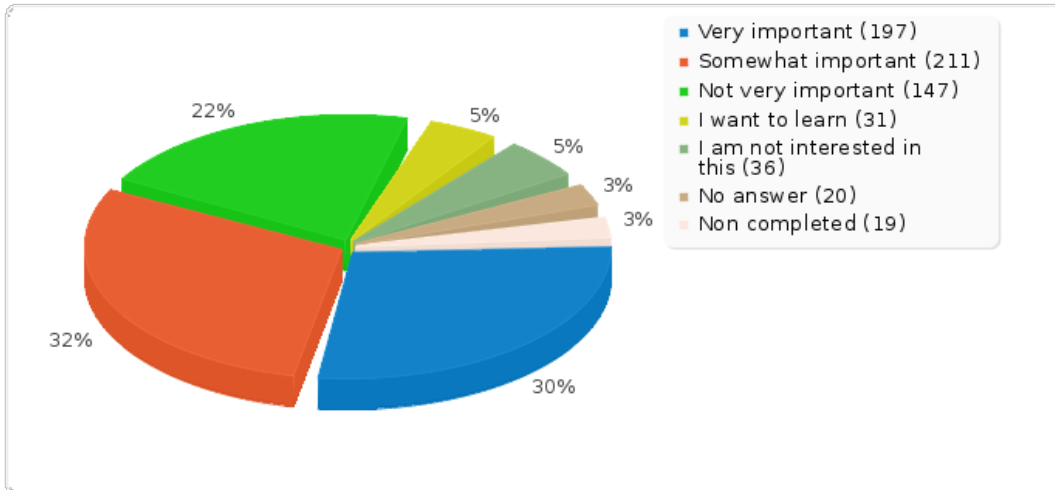
**Field summary for Social****Social networking. e.g. Facebook, Twitter etc.**

Answer	Count	Percentage
Very important (very)	229	34.64%
Somewhat important (some)	216	32.68%
Not very important (Not)	103	15.58%
I want to learn (learn)	14	2.12%
I am not interested in this (no)	65	9.83%
No answer	15	2.27%
Non completed	19	2.87%



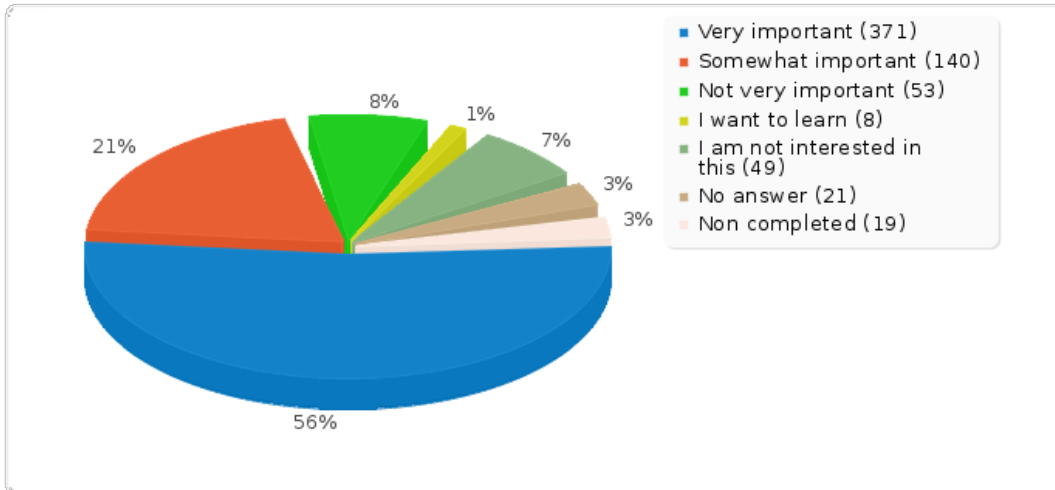
**Field summary for CD****Burning or creating CDs**

<b>Answer</b>	<b>Count</b>	<b>Percentage</b>
Very important (very)	197	29.80%
Somewhat important (some)	211	31.92%
Not very important (Not)	147	22.24%
I want to learn (learn)	31	4.69%
I am not interested in this (no)	36	5.45%
No answer	20	3.03%
Non completed	19	2.87%



**Field summary for Jobs****Applying for jobs**

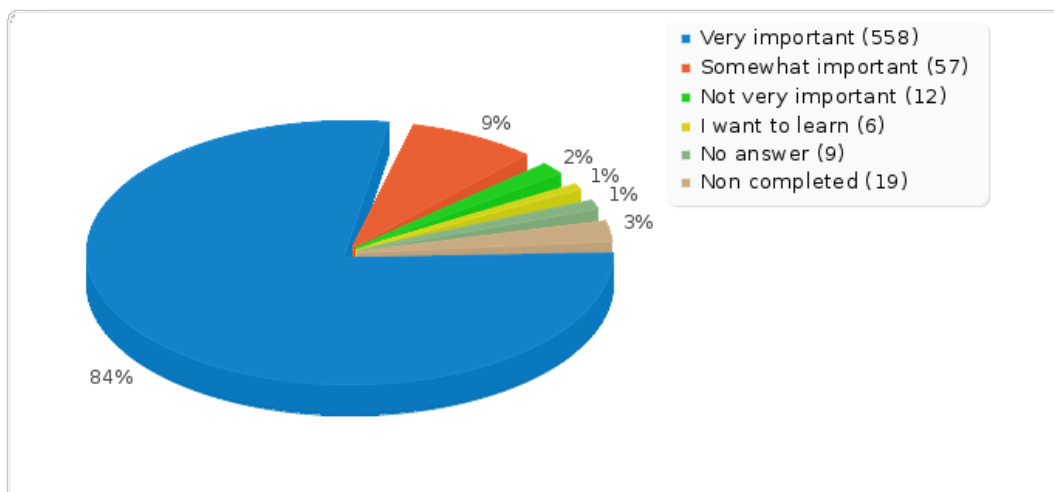
<b>Answer</b>	<b>Count</b>	<b>Percentage</b>
Very important (very)	371	56.13%
Somewhat important (some)	140	21.18%
Not very important (Not)	53	8.02%
I want to learn (learn)	8	1.21%
I am not interested in this (no)	49	7.41%
No answer	21	3.18%
Non completed	19	2.87%



## Field summary for Email

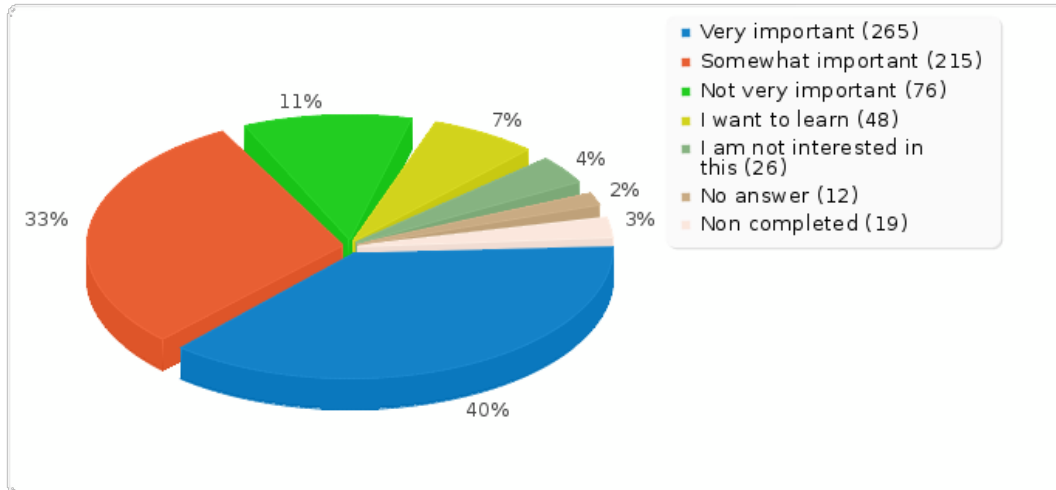
## Email

Answer	Count	Percentage
Very important (very)	558	84.42%
Somewhat important (some)	57	8.62%
Not very important (Not)	12	1.82%
I want to learn (learn)	6	0.91%
I am not interested in this (no)	0	0.00%
No answer	9	1.36%
Non completed	19	2.87%



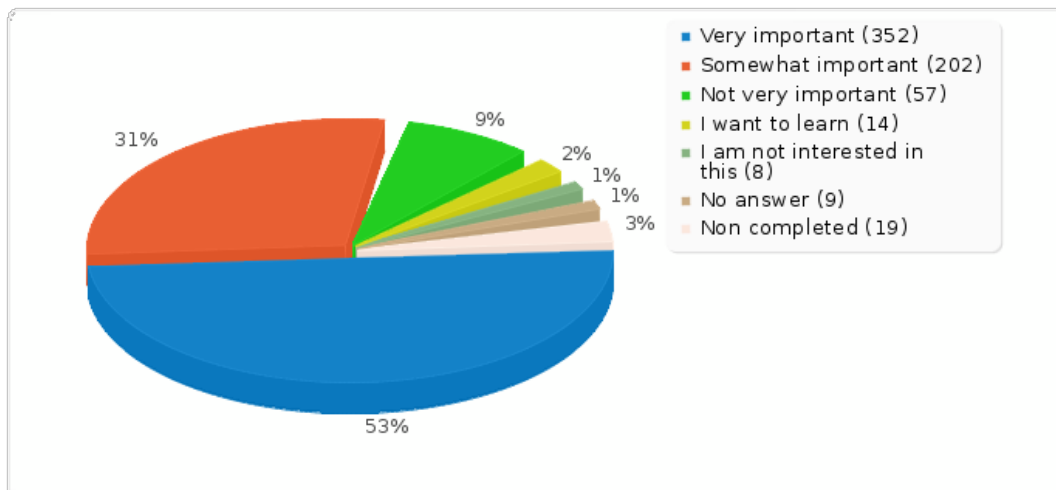
**Field summary for Photo****Digital photography including editing photos and making art on a computer**

Answer	Count	Percentage
Very important (very)	265	40.09%
Somewhat important (some)	215	32.53%
Not very important (Not)	76	11.50%
I want to learn (learn)	48	7.26%
I am not interested in this (no)	26	3.93%
No answer	12	1.82%
Non completed	19	2.87%



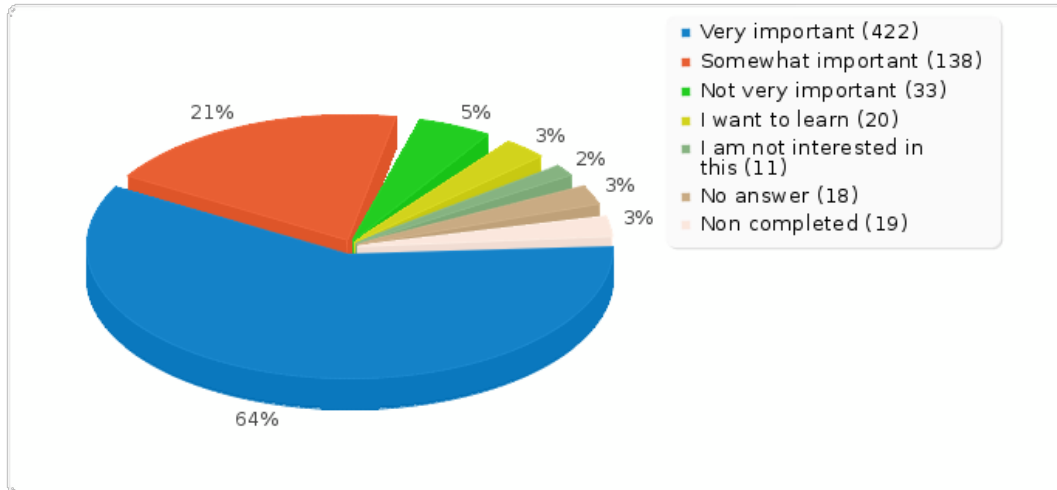
**Field summary for Music****Playing music**

<b>Answer</b>	<b>Count</b>	<b>Percentage</b>
Very important (very)	352	53.25%
Somewhat important (some)	202	30.56%
Not very important (Not)	57	8.62%
I want to learn (learn)	14	2.12%
I am not interested in this (no)	8	1.21%
No answer	9	1.36%
Non completed	19	2.87%



**Field summary for work****Work. e.g using an office program such as a word processor or spreadsheets.**

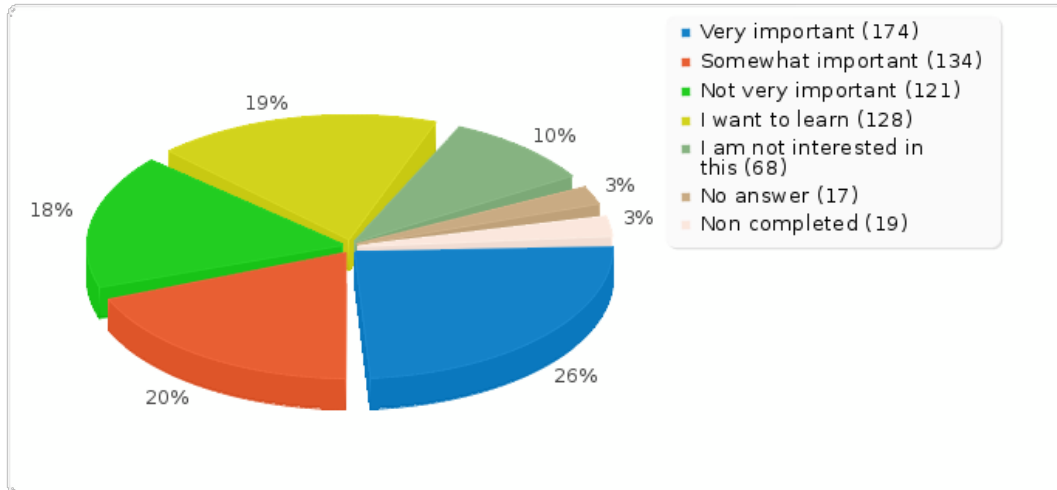
Answer	Count	Percentage
Very important (very)	422	63.84%
Somewhat important (some)	138	20.88%
Not very important (Not)	33	4.99%
I want to learn (learn)	20	3.03%
I am not interested in this (no)	11	1.66%
No answer	18	2.72%
Non completed	19	2.87%





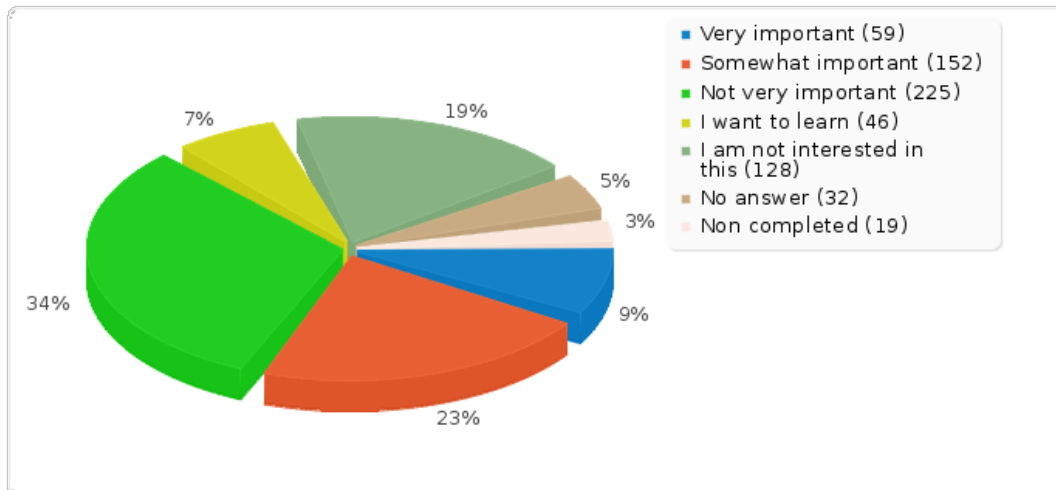
**Field summary for program****Programming or web design**

<b>Answer</b>	<b>Count</b>	<b>Percentage</b>
Very important (very)	174	26.32%
Somewhat important (some)	134	20.27%
Not very important (Not)	121	18.31%
I want to learn (learn)	128	19.36%
I am not interested in this (no)	68	10.29%
No answer	17	2.57%
Non completed	19	2.87%



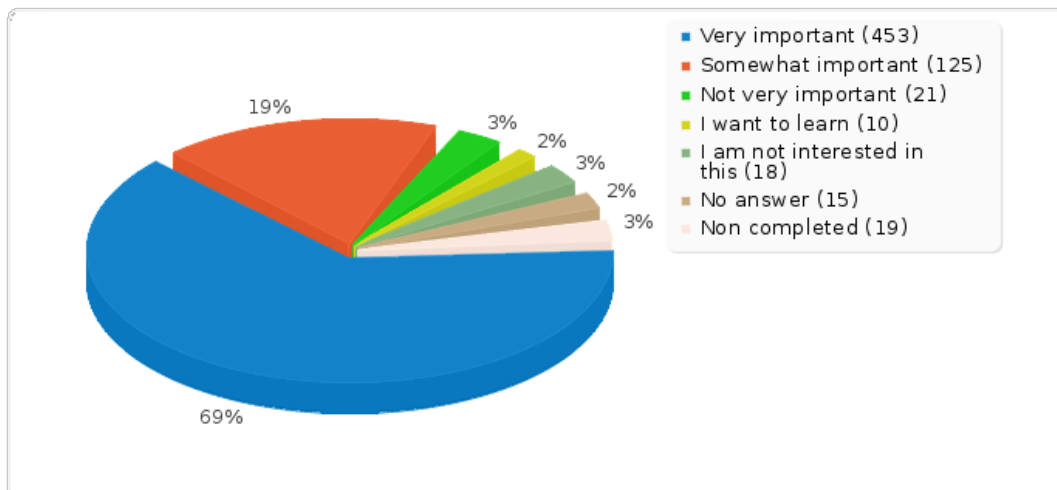
**Field summary for Blogging****Blogging**

<b>Answer</b>	<b>Count</b>	<b>Percentage</b>
Very important (very)	59	8.93%
Somewhat important (some)	152	23.00%
Not very important (Not)	225	34.04%
I want to learn (learn)	46	6.96%
I am not interested in this (no)	128	19.36%
No answer	32	4.84%
Non completed	19	2.87%



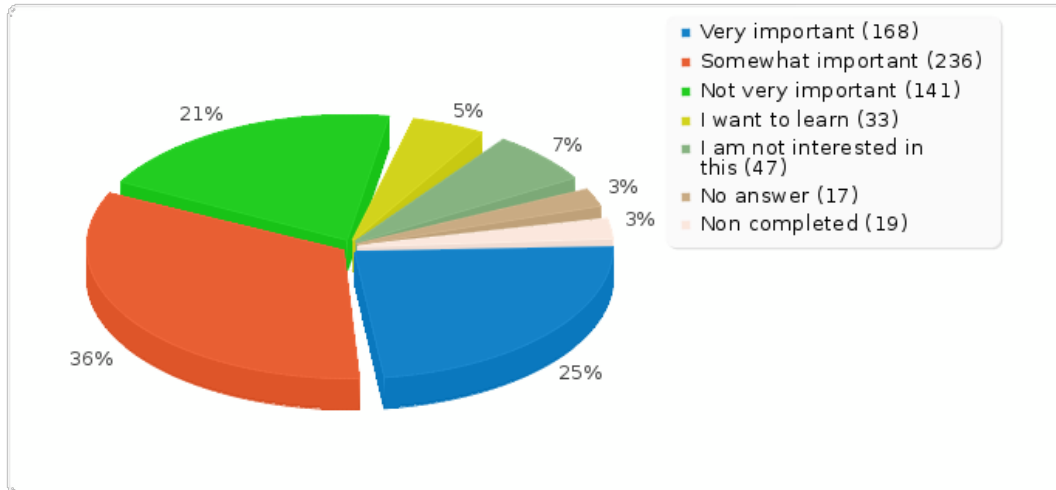
**Field summary for homework****Homework or online research**

<b>Answer</b>	<b>Count</b>	<b>Percentage</b>
Very important (very)	453	68.53%
Somewhat important (some)	125	18.91%
Not very important (Not)	21	3.18%
I want to learn (learn)	10	1.51%
I am not interested in this (no)	18	2.72%
No answer	15	2.27%
Non completed	19	2.87%



**Field summary for message****Skype, webcams, instant messaging etc.**

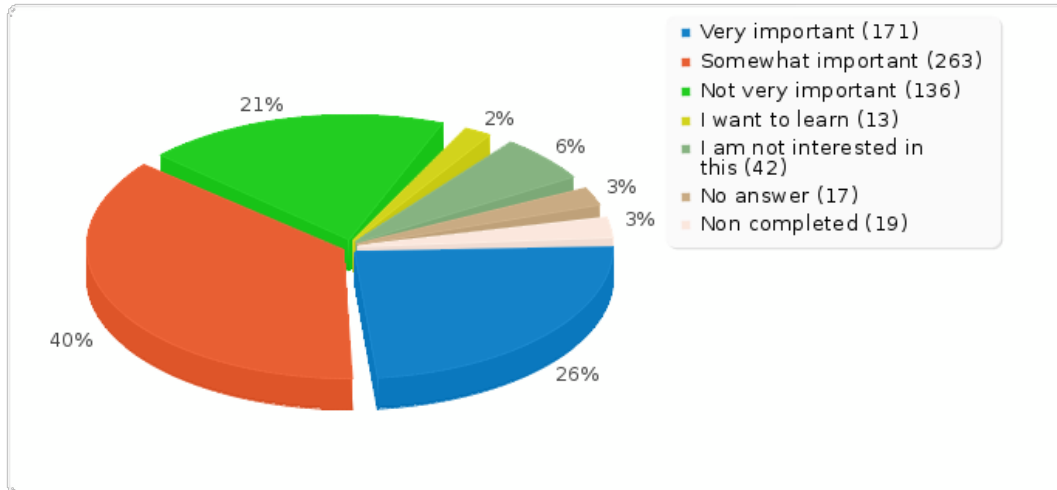
<b>Answer</b>	<b>Count</b>	<b>Percentage</b>
Very important (very)	168	25.42%
Somewhat important (some)	236	35.70%
Not very important (Not)	141	21.33%
I want to learn (learn)	33	4.99%
I am not interested in this (no)	47	7.11%
No answer	17	2.57%
Non completed	19	2.87%



## Field summary for Shop

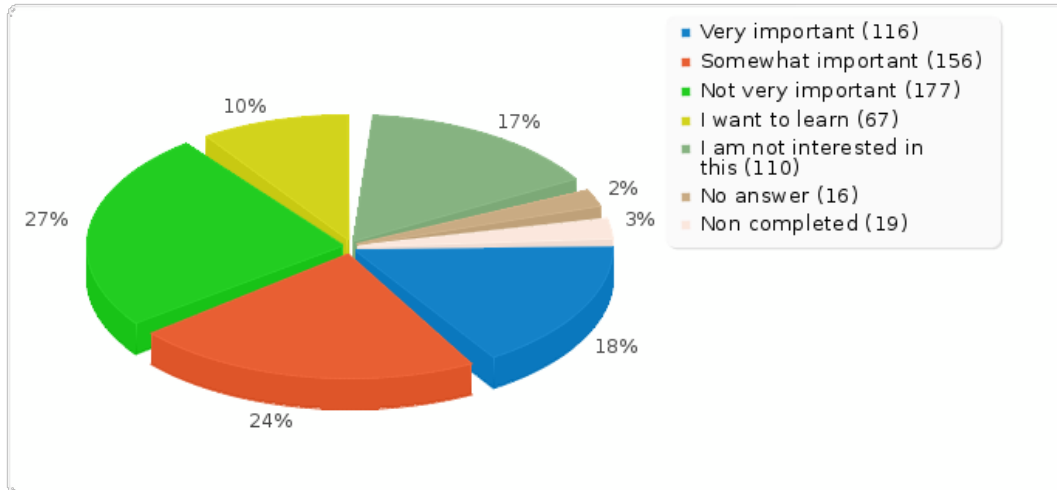
## Online shopping

Answer	Count	Percentage
Very important (very)	171	25.87%
Somewhat important (some)	263	39.79%
Not very important (Not)	136	20.57%
I want to learn (learn)	13	1.97%
I am not interested in this (no)	42	6.35%
No answer	17	2.57%
Non completed	19	2.87%



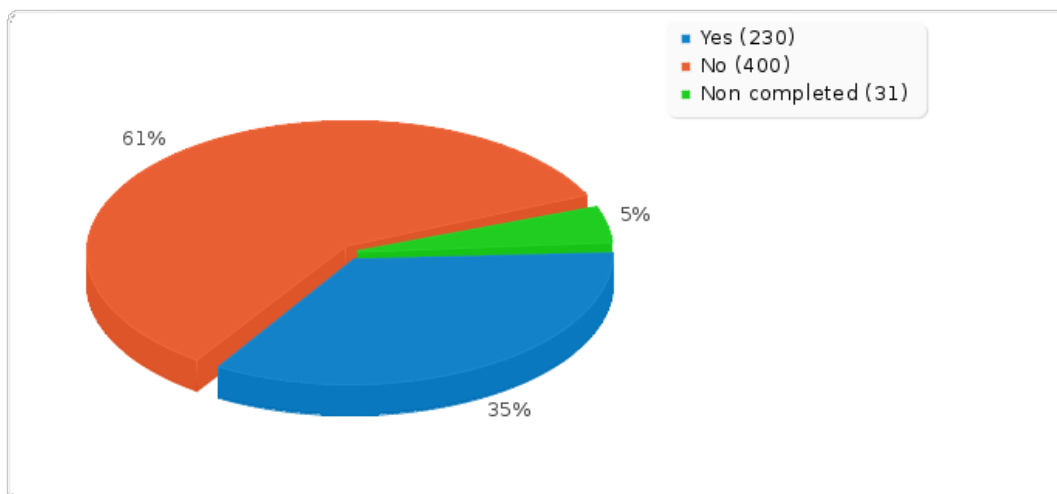
**Field summary for prod**  
**Video or music production**

<b>Answer</b>	<b>Count</b>	<b>Percentage</b>
Very important (very)	116	17.55%
Somewhat important (some)	156	23.60%
Not very important (Not)	177	26.78%
I want to learn (learn)	67	10.14%
I am not interested in this (no)	110	16.64%
No answer	16	2.42%
Non completed	19	2.87%



**Field summary for volunteer****Have you ever volunteered at Free Geek?**

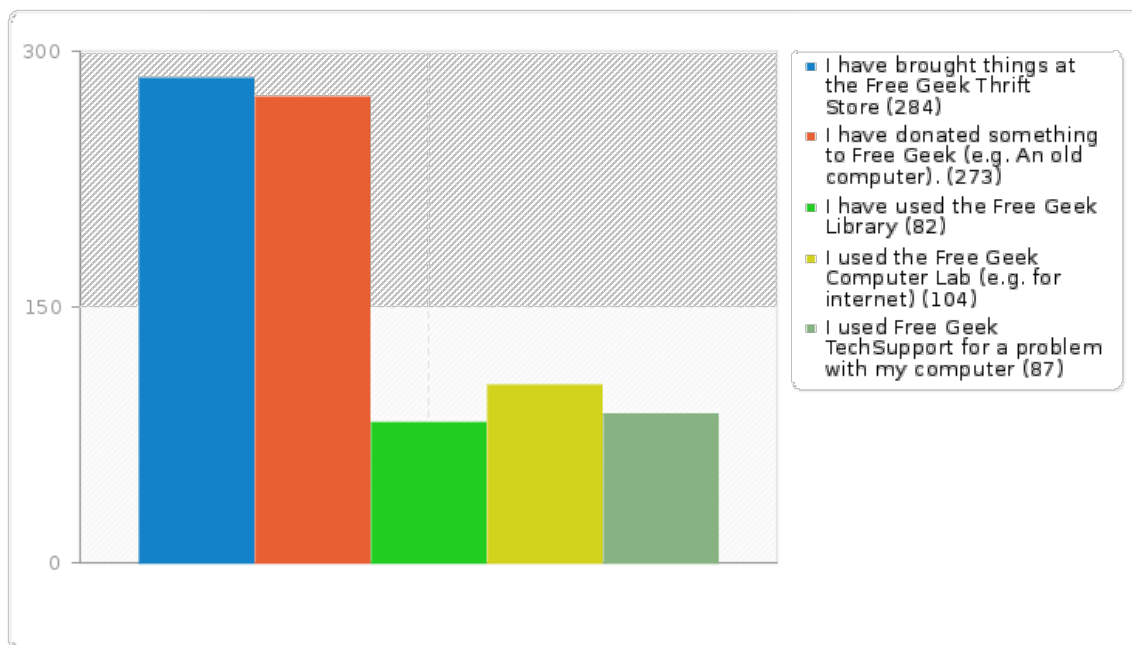
<b>Answer</b>	<b>Count</b>	<b>Percentage</b>
Yes (Y)	230	34.80%
No (N)	400	60.51%
No answer	0	0.00%
Non completed	31	4.69%



## Field summary for services

## Which services have you used at Free Geek?

Answer	Count	Percentage
I have brought things at the Free Geek Thrift Store (ts)	284	42.97%
I have donated something to Free Geek (e.g. An old computer). (donat)	273	41.30%
I have used the Free Geek Library (lib)	82	12.41%
I used the Free Geek Computer Lab (e.g. for internet) (lab)	104	15.73%
I used Free Geek TechSupport for a problem with my computer (tech)	87	13.16%

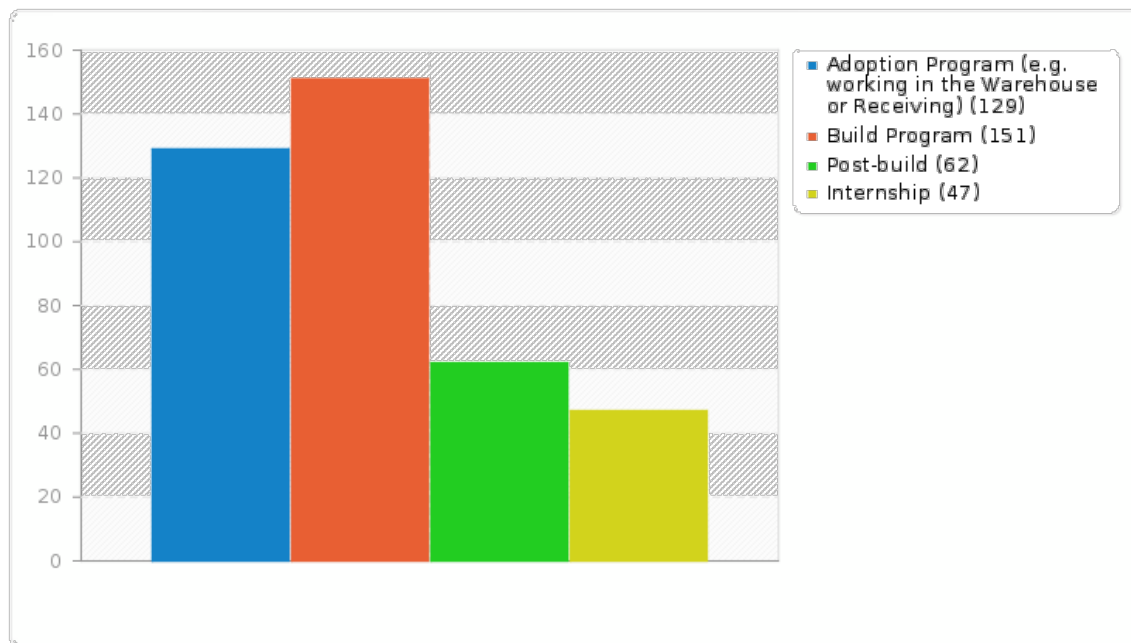




## Field summary for volprog

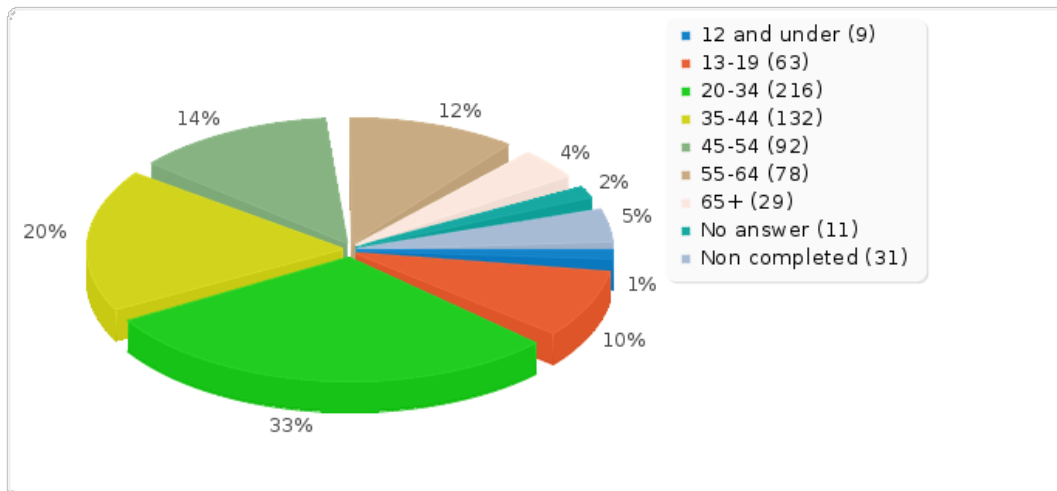
If you have volunteered at Free Geek, in which area(s) have you volunteered?

Answer	Count	Percentage
Adoption Program (e.g. working in the Warehouse or Receiving) (Adopt)	129	19.52%
Build Program (build)	151	22.84%
Post-build (post)	62	9.38%
Internship (inter)	47	7.11%



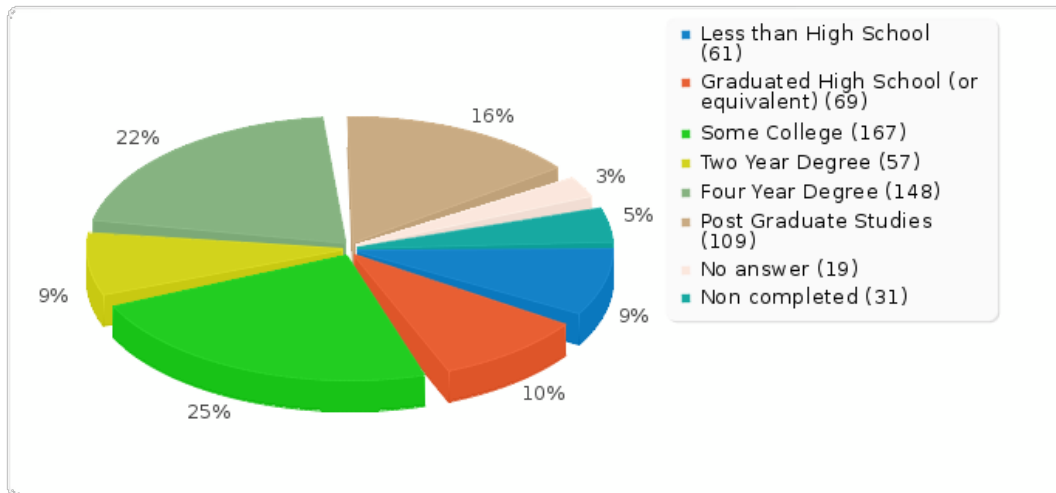
**Field summary for age****How old are you?**

Answer	Count	Percentage
12 and under (>12)	9	1.36%
13-19 (13-19)	63	9.53%
20-34 (20-34)	216	32.68%
35-44 (35-44)	132	19.97%
45-54 (45-54)	92	13.92%
55-64 (55-64)	78	11.80%
65+ (65+)	29	4.39%
No answer	11	1.66%
Non completed	31	4.69%



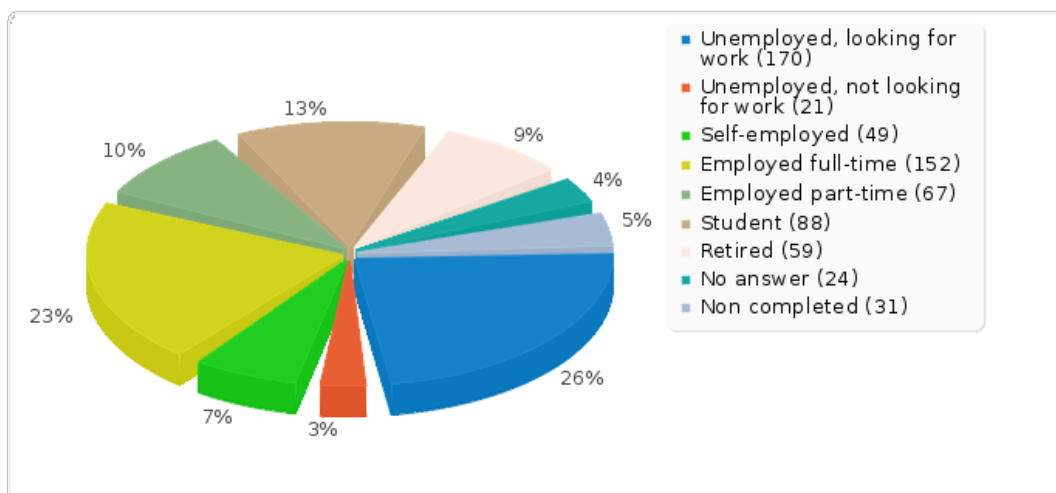
**Field summary for education****What is the highest level of education you have completed?**

<b>Answer</b>	<b>Count</b>	<b>Percentage</b>
Less than High School (less)	61	9.23%
Graduated High School (or equivalent) (hs)	69	10.44%
Some College (coll)	167	25.26%
Two Year Degree (two y)	57	8.62%
Four Year Degree (four)	148	22.39%
Post Graduate Studies (post)	109	16.49%
No answer	19	2.87%
Non completed	31	4.69%



**Field summary for employment****What is your current employment status?**

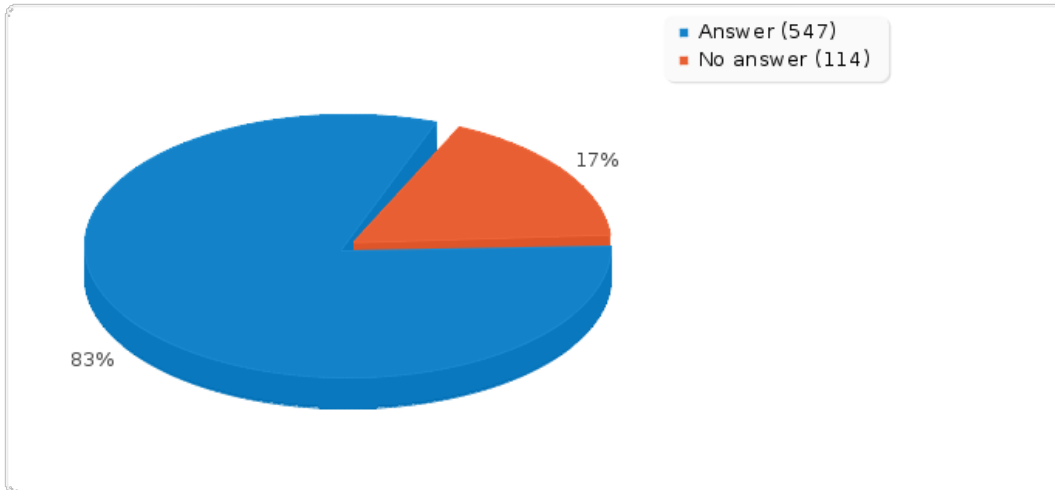
<b>Answer</b>	<b>Count</b>	<b>Percentage</b>
Unemployed, looking for work (unemp)	170	25.72%
Unemployed, not looking for work (notlo)	21	3.18%
Self-employed (self)	49	7.41%
Employed full-time (full)	152	23.00%
Employed part-time (part)	67	10.14%
Student (stud)	88	13.31%
Retired (retir)	59	8.93%
No answer	24	3.63%
Non completed	31	4.69%



## Field summary for lang

## What are your preferred languages (for using a computer)?

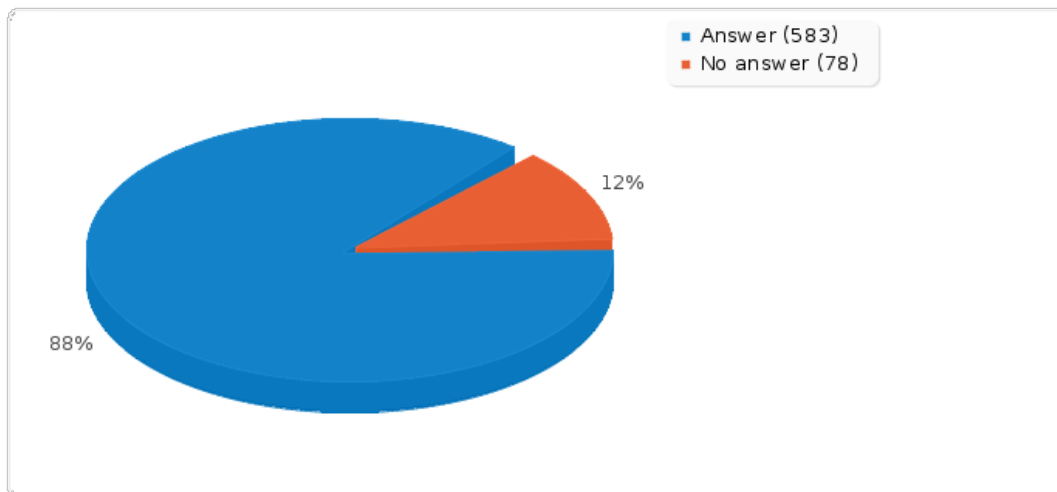
Answer <a href="#">Browse</a>	547	82.75%
No answer	114	17.25%
Non completed	0	0.00%



**Field summary for Name**

**What is your name?**

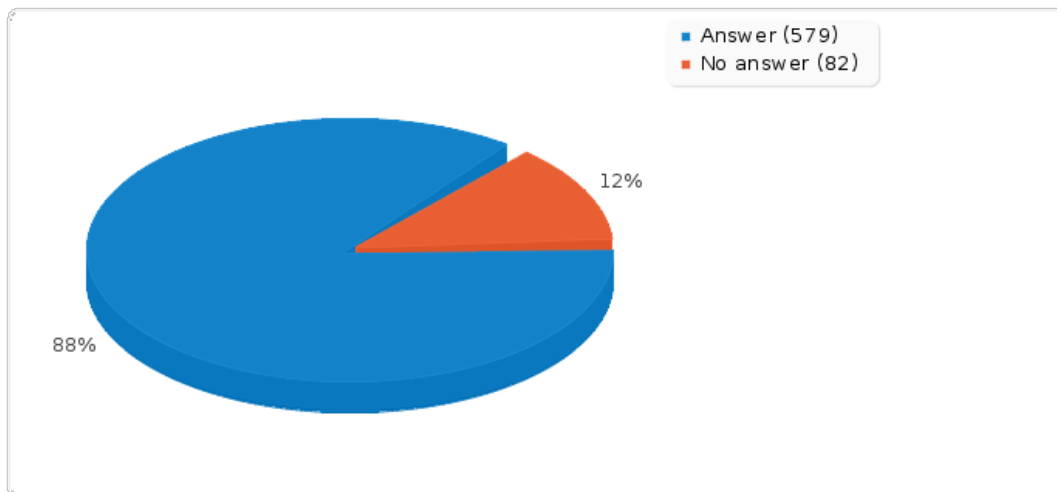
Answer	<a href="#">Browse</a>	583	88.20%
No answer		78	11.80%
Non completed		0	0.00%



**Field summary for email**

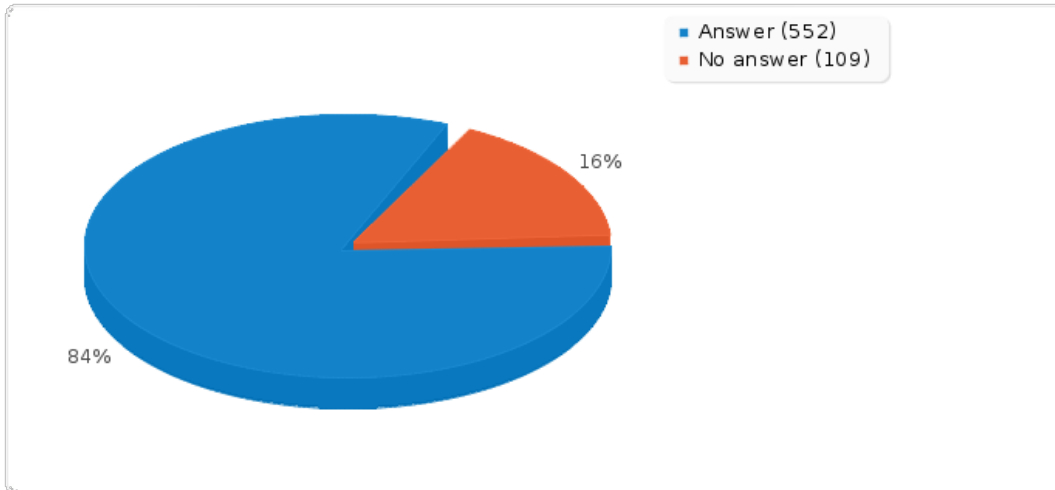
**What is your email address?**

Answer <a href="#">Browse</a>	579	87.59%
No answer	82	12.41%
Non completed	0	0.00%



**Field summary for phone****What phone number can we use to contact you?**

Answer	<a href="#">Browse</a>	552	83.51%
No answer		109	16.49%
Non completed		0	0.00%

**Field summary for addr****What is your postal address?**

Answer	<a href="#">Browse</a>	538	81.39%
No answer		123	18.61%
Non completed		0	0.00%

